

# FUNAI SERVICE MANUAL

Main Section  
● Specifications  
● Preparation for Servicing  
● Adjustment Procedures  
● Schematic Diagrams  
● CBA's  
● Exploded views  
● Parts List

When servicing the deck mechanism, refer to MK14 Deck Mechanism Section.  
Deck Mechanism Part No.: N25C0FL



**File Name:** 7510 service manual.pdf

**Size:** 1309 KB

**Type:** PDF, ePub, eBook

**Category:** Book

**Uploaded:** 25 May 2019, 17:47 PM

**Rating:** 4.6/5 from 575 votes.

**Status:** AVAILABLE

Last checked: 7 Minutes ago!

**In order to read or download 7510 service manual ebook, you need to create a FREE account.**

[\*\*Download Now!\*\*](#)

eBook includes PDF, ePub and Kindle version

[Register a free 1 month Trial Account.](#)

[Download as many books as you like \(Personal use\)](#)

[Cancel the membership at any time if not satisfied.](#)

[Join Over 80000 Happy Readers](#)

### Book Descriptions:

We have made it easy for you to find a PDF Ebooks without any digging. And by having access to our ebooks online or by storing it on your computer, you have convenient answers with 7510 service manual . To get started finding 7510 service manual , you are right to find our website which has a comprehensive collection of manuals listed.

Our library is the biggest of these that have literally hundreds of thousands of different products represented.



## Book Descriptions:

# 7510 service manual

## FUNAI SERVICE MANUAL

Main Section

- Specifications
- Preparation for Servicing
- Adjustment Procedures
- Schematic Diagrams
- CBA's
- Exploded views
- Parts List

When servicing the deck mechanism, refer to MK14 Deck Mechanism Section.

Deck Mechanism Part No.:  
DBVR-6730: N25E0FL  
DBVR-7510: N25C0FL

This service manual is for the DBVR-6730, DBVR-7510 DVD Main CBA UNIT different models, which are different from the previous models. For the DBVR-6730, DBVR-7510 DVD Main CBA UNIT different models, the letter (8D01), (8DK1) is printed on the Rating Label on the back of the unit. Refer to the Rating Label illustration on the right.



### DVD PLAYER & VIDEO CASSETTE RECORDER DBVR-6730



### DBVR-7510



Service Manual When you have to remove units or parts that are not described in this chapter, see the exploded diagrams of SPI Service Parts Information; 5. Adjustment; 6. Maintenance This section provides information to maintain the printer in its optimum condition. Download Epson WF7520, WF7510, WF7010 series. Service Manual All trademarks and copyrights in the published materials belong to their respective owners. Watch this video for help in locating the source of the issue, and troubleshooting the most common causes in Windows 8, Windows 8.1 and Windows 10. Closed captions available in many languages. Watch this video for help in locating the source of the issue, and troubleshooting the most common causes in Windows 8, Windows 8.1 and Windows 10. Closed captions available in many languages. Secure Digital SD card Installing the. SD card Removing the Wide Area Network WWAN card Optional Installing the. WWAN card Optional Removing the. Wireless Local Area Network WLAN card Installing the. WLAN Card Removing the. M.2 Solid State Drive SSD Installing the. M.2 SSD Removing the BIOS System and setup System Assessment ePSA diagnostics Troubleshooting. By parts code you can check what other devices it is used. You can print your Parts List or export to Excel to further work with it. We only help you to create your parts list for request from your suppliers. Add your headers and comments. Use saved Parts Lists as templates to create new lists. Change the contents of the old list and save it as new. You can add, delete list items, change headers, comments and quantity of spare parts. This page requires Javascript. Modify your browsers settings to allow Javascript to execute. See your browsers documentation for specific instructions. Sorry for the inconvenience. Click here Select from the products you own. Thus, the warranty has been removed from this product. Any warranty support needed would be completed by the third party that sold the product. <http://sewersp.com/fckfiles/elna-6005-heirloom-edition-sewing-machine-manual.xml>

- **7510 service manual, precision 7510 service manual, dell 7510 service manual, hp 7510 service manual, dell precision 7510 service manual, hp officejet 7510 service manual, hp photosmart 7510 service manual, hp officejet 7510 service manual pdf, epson wf-7510 service manual pdf, epson wf 7510 service manual, 1.0, 7510 service manual, precision 7510 service manual, dell 7510 service manual, hp 7510 service manual, dell precision 7510 service manual, hp officejet 7510 service manual, hp photosmart 7510 service manual, hp officejet 7510 service manual pdf, epson wf-7510 service manual pdf, epson wf 7510 service manual.**



Please use the product number and serial numbers of the new product to validate warranty status. Any warranty support needed would be completed by the reseller that sold the product. It matches the product. Please enter a Product Number to complete the request. Learn more about HP's privacy policy. This process can take several minutes depending on the number of warranties being checked. We apologize for this inconvenience and are addressing the issue. Please try again shortly. It provides important information on carrying out repair work expertly. Please go carefully through the Service Manual of the Tractor before starting any repair work. Use the Tractor Manual of the as a reference book and source of information even if you are familiar with Tractor technology. Any additions or modifications which can happen at a later date are not describe in this manual. The required information can easily be found by referring to the table of contents. For reasons of clarity, some of the illustrations are presented in simplified form. Differences from the actual version at the 6010, 6510, 7510 Tractor are therefore possible if this adds to the clarity of the information. This reduces repair costs and increases the availability of your Tractor. When doing any work on the Tractor, always observe the instructions given in the Service Manual. The information in this manual is up to date at the date of the publication. Once you enter this Victorian gem, you will never want to leave. Whatever your need we will do our best to accommodate you. Its list is in "Where to buy" section. Specify availability model you require by phone. As a rule, such service shall be provided by companies that produces furniture. Presence of nozzles in product set specify by calling a hotline. Since the manufacturer is not aware about the distance between an outlet and place of hob location, some models are not equipped with cable. <http://zupa-nevesinje.com/files/elna-614de-manual-free.xml>

# FUNAI SERVICE MANUAL

Main Section  
● Specifications  
● Preparation for Servicing  
● Adjustment Procedures  
● Schematic Diagrams  
● CBA's  
● Exploded views  
● Parts List

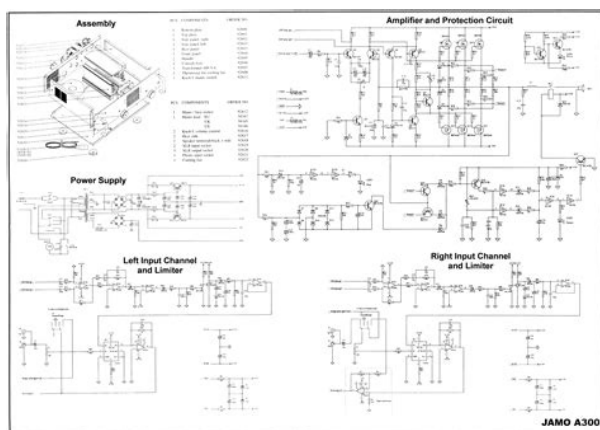
When servicing the deck mechanism, refer to MK14 Deck Mechanism Section.  
Deck Mechanism Part No.:  
N25C0FL



Absence of a plug due to the fact that electrical wiring intended for a hob or oven, is hidden behind kitchen cupboards and the appliance shall be connected to it not by using plugs and outlets, but by terminal strips. This document is printable, without restrictions, contains searchable text, bookmarks, crosslinks for easy navigation. Language English. Format PDF, 1238 pages. Covered models. Available 600 AM 430 PM PST. The DMM7510s large internal memory buffer enables extensive reading storage of your devices complete profile. And for even more indepth analysis, pinch and zoom to easily expand and magnify your view. Yes, this includes screen damage, spills, broken mounts, and electrostatic discharge or electronic overstress events. Reduce unplanned repair or replacement costs with our Total Protection Plan. Watch the video or click below to learn more. Sleep mode drain currents for microcontrollers MCUs and other components for lowpower portable products can be only tens of nanoamps. Sleep mode states for a complete product can be microamps. Using the horizontal and vertical cursors, the average current can be computed and with this value the power consumption of the device can be determined. The DMM7510 has the builtin intelligence to execute a control program and control other Keithley products. This saves time by eliminating a lot of PC communication with the DMM7510 and other instruments that the DMM7510 is controlling. This significantly reduces test execution time. This Original Equipment Manufacturer OEM manual includes the essential information needed, like engine specifications except chassis only manuals, machine specifications, tuneup specifications, and torque settings. We know your 7510 Tractor means a lot to you. Trust Jensales to be the first to get you the right information. Format New OEM Original Equipment Manufacturer Pages Complete Manual.

Service manuals usually include printed circuit boards, block diagrams, exploded views, assembly instructions and parts catalog. Its invaluable source of information for everyone looking to repair their unit. You should look for Owners Manual. After placing order well send You download instructions on Your email address. To view direction, click on the applicable index. Please be aware that some chapters, because of their length, may be organized into several documents. Additionally, interim directives IDs and some tables of contents and exhibits are separate documents. Shop Online and Parts Ship Today. Call us at 1800 4585593 Call 8004585593 Not to worry, partstown.com is

ready to help. Please place this order and all future international orders there. Thank you. Please enable JavaScript to ensure you get the most out of the LG site, products, and services. In order to get the best possible experience from our website, please follow below instructions. These cookies are performance, analytics and advertising cookies, please see our Privacy and Cookie policy for further information. If you agree to all of our cookies select "Accept all" or select "Cookie Settings" to see which cookies we use and choose which ones you would like to accept. Advertising Cookies open disactive These cookies enable us to show you ads and other content that we think is most attuned to your interests and digital behavior. Out of warranty service fees may apply for diagnosis, parts, and labor. This feature is available only for models with built-in TV speakers. How to play audio through an external audio device connected to the digital optical port or the HDMI ARC port TV audi. Tips for Using a USB storage device A USB storage device that has a. Explanation The recording function can be performed by connecting a USB device. Input mode supporting the recording varies depending on models, so please refer to user's manual. HDMI, component, RGB input modes are n.

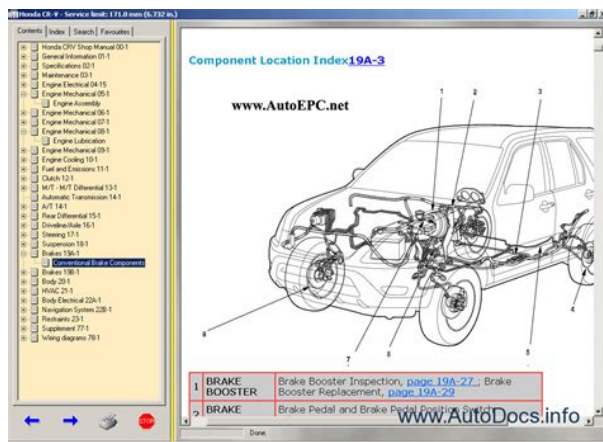


<https://labroclub.ru/blog/bose-radio-cd-owner-s-manual>

Thank you, Administrator Back to Customer Service Home Help us to improve. Got a question We can help. Whether you need to register your product, communicate with an LG Support Representative, or obtain repair service. Finding answers and information is easy with LG online service and support. Owner's Manuals, requesting a repair, software updates and warranty information are all just a click away. UK 0344 847 5454 IE 01 686 9454 Commercial Support Exclusively for Air Conditioning and Heating UK 08448 471 402 option 4 Ireland 0919 274 459 If you want to connect to LG Corp., or other LG affiliates, please click UK 0344 847 5454 IE 01 686 9454 Commercial Support Exclusively for Air Conditioning and Heating UK 08448 471 402 option 4 Ireland 0919 274 459 If you want to connect to LG Corp., or other LG affiliates, please click These cookies are performance, analytics and advertising cookies, please see our Privacy and Cookie policy for further information. If you agree to all of our cookies select "Accept all" or select "Cookie Settings" to see which cookies we use and choose which ones you would like to accept. Cookie Settings Accept All Advertising Cookies active open These cookies enable us to show you ads and other content that we think is most attuned to your interests and digital behavior. Analytics Cookies active open These cookies allow our website to keep improving functions through website traffic analysis and to suggest personalized content for you. Performance Cookies active open These cookies are used to provide you with convenient functions, such as product reviews and product video playback, during your web browsing, they also enable interaction with social media accounts. With 50mm drivers utilizing PET Polyethylene Terephthalate diaphragms, these headphones provide a wide frequency response, broad dynamic range, and accurate sound reproduction. The 7510 offers high power handling capability and uses neodymium magnets and OFC oxygenfree copper voice

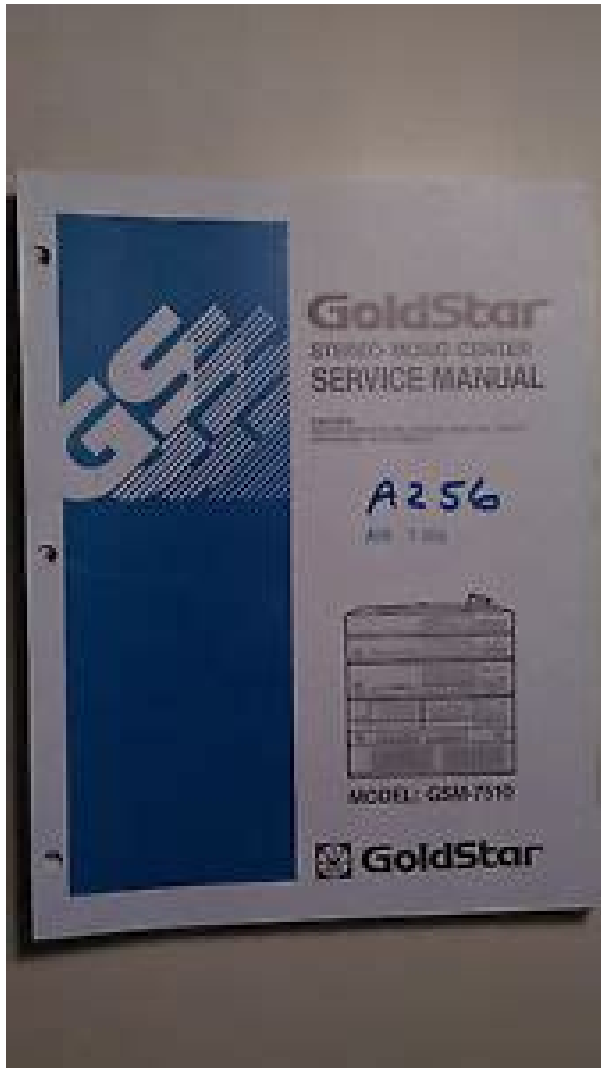
coils.

<http://ainma.com/images/canon-fc336-manual.pdf>



Noise isolation earpads with pliable cushion material conform to the natural shape of the ear and provide comfort and acoustic isolation. Please choose a different delivery location. Our payment security system encrypts your information during transmission. We don't share your credit card details with thirdparty sellers, and we don't sell your information to others. Please try again. Please try again. Please try your request again later. Pick one up today and save yourself time and money on any repair! Then you can start reading Kindle books on your smartphone, tablet, or computer no Kindle device required. Register a free business account To calculate the overall star rating and percentage breakdown by star, we don't use a simple average. Instead, our system considers things like how recent a review is and if the reviewer bought the item on Amazon. It also analyzes reviews to verify trustworthiness. Please try again later. Steven 5.0 out of 5 stars. Every chapter on this manual is fully detailed and contain all the simulation codes, trouble codes, maintenance procedures, reset procedures, diagnose procedures of Epson WorkForce photocopier. You can find easily everything what do you need. To see what contain, please read table of contents. With the cloud printing function you And to truly complete your mobile The remarkable MG7510 is the ideal A printer connected to the USB port of your Mac, PC, AirPort Base station, or Time Capsule is not supported. Print speed is measured as soon as first page begins to feed into printer and will vary depending on system configuration, interface, software, document complexity, print mode, types of paper used, and page coverage. Compatible still image formats are PDF created using Canon PDF Creator only, JPEG Exif, TIFF, and PNG. Compatible video formats are MOV from select Canon digital cameras only and MP4 from select Canon digital camcorders only.

<https://www.fvsspa.com/images/canon-fc-330-manual.pdf>



Wireless performance may vary based on terrain and distance between the printer and wireless network clients. A printer connected to the USB port of your Mac, PC, AirPort Base station, or Time Capsule is not supported. Compatible with iPhone 3G, 3GS, 4, 4S, 5, 5S, 5C iPad, iPad mini, iPad Air, iPod touch, Android devices running Android OS 1.6 or later, and Windows RT devices. Subject to Google Terms of Service. Certain exceptions may apply. The following can be used with the addition of a special adapter sold separately miniSDTM Card, miniSDHCTM Card, microSDTM Card, microSDHCTM Card and Memory Stick Micro. Compatible with Android device of 7 inches or more using Chrome latest version compatible with your current version of Android OS, iOS Devices of 7 inches or more using Safari 5.1 or later, Windows PC excluding RT using Internet Explorer 10 or later of Microsoft Modern UI version, Microsoft Internet Explorer 9 or later, Mozilla Firefox 31 or later, or Google Chrome version 36 or later, and with Mac OS X 10.6.8 or later using Safari 5.1 or later. Print quality is determined by the video resolution. Function does not upscale video resolution. Printer and all email addresses from which an email may be forwarded via the Service must be registered with the Service. Service may not be available when traveling outside of the United States. Reproduction in whole or in part without permission is prohibited. For your convenience, ADS provides product manuals and supporting documents via our website. To download product manuals and supporting documents, please click on the appropriate link below. An Adobe PDF document will open in a new Internet window for you to download. Something went wrong. Learn more opens in a new window or tab This amount is subject to change until you make payment. For additional information, see the Global Shipping Program terms and conditions opens in a new window or tab This amount is subject to change until you make payment.

If you reside in an EU member state besides UK, import VAT on this purchase is not recoverable. For

additional information, see the Global Shipping Program terms and conditions opens in a new window or tab Delivery times may vary, especially during peak periods. Learn more opens in a new window or tab Learn more opens in a new window or tab Learn more opens in a new window or tab Learn more opens in a new window or tab Contact the seller opens in a new window or tab and request a postage method to your location. Please enter a valid postcode. Please enter a number less than or equal to 36. If you dont follow our item condition policy for returns, you may not receive a full refund. Refunds by law In Australia, consumers have a legal right to obtain a refund from a business if the goods purchased are faulty, not fit for purpose or dont match the sellers description. More information at returns. All Rights Reserved. User Agreement, Privacy, Cookies and AdChoice Norton Secured powered by Verisign. You can view your owners manual online and print it through our new service site, SERVICENET. Please note that all products are referenced by their official distribution model number on the site. You can unsubscribe at any time. Because warranties vary by product, please see the warranty card in your product's box for complete details and the most up to date information. Simply login into your MyDitchWitch account for your allaccess pass to all things Ditch Witch. You'll find part and operator manuals for every product we've ever manufactured. Some manuals are even available in multiple languages. Register here. Were In This Together. You can print, zoom or read any diagram, picture or page from this Service Manual and Parts List Manual. Every chapter on this manual is fully detailed and contain all the simulation codes, trouble codes, maintenance procedures, reset procedures, diagnose procedures of Lexmark X940e X945e MFP 7510.

[mognational.com/wp-content/plugins/formcraft/file-upload/server/content/files/162750a67a2bed---brother-mfc-4400-manual.pdf](http://mognational.com/wp-content/plugins/formcraft/file-upload/server/content/files/162750a67a2bed---brother-mfc-4400-manual.pdf)

Not sure you need a PM Kit or you dont know if you can self install it, download a service manual How could you go wrong Best regards. Harley, KimberlyClark You were my lifesaver while I was in Florida at the JCPenny Golf Classic. I think you could tell by my tone of voice that you were my last resort. Stefan S. Wonderful to work with. Most accommodating in helping get the parts I needed. You do deserve a raise for all you do! We have an HP printer allinone that is over 12 years old and the automatic document feeder input tray broke. This company had the EXACT GENUINE HP REPLACEMENT PART to us within a few days at a very good price. Since arriving, it has been installed on the machine and it does not even look like a replacement part, it looks like it came WITH the machine. The best company for the best price for the best parts for any valued HP printer. Thanks. PrinterSupplies.com is by far one of the best companies with excellent products and customer support. Top notch employees with first class knowledge. I love printersupplies.com, and that praise is not high enough. I could not imagine a better store. They offer an extensive inventory of printer parts, including hardtofind pieces for fusers and old models. I've searched many other online parts stores, but their selections aren't as good, and they can't match the prices. Printersupplies.com generally has the lowest or second lowest prices, but they don't sacrifice customer service for the low cost. All of my orders shipped either on the same day or early on the next day, and they always arrived within two days, even when I chose ground shipping. Also, their website automatically provides a link to download the service manual or instructions related to the part or model of printer. I had scoured the internet looking for service manuals, and I found every one that I needed in one place on their site.

Kathy or one of the staff always emailed me to confirm the placement of the order and the shipping information, so I never wondered about the status of my order. When a minor mistake was made in shipping information of one order, Kathy immediately called and offered to correct it. She was very friendly and helpful. Thanks, and keep up the great work. EvanThe package arrived on time and contained exactly what I had ordered. John B. Kelly immediately knew how to solve my printer problem. She is a fine representative of her company. I called with a somewhat urgent need, and



Kathy answered. I was needing a part that the manufacturer no longer supplies, so she spent a great deal of her time with me on the phone, trying to locate one. After I thanked her for looking, and hung up with her, what I did not know was that she continued to try to find me the part I was needing. She contacted other suppliers, and DID come up with one. And then she called me back to let me know. Now, I did not leave her my phone number initially, but she took it upon herself to look on caller ID to call and tell me that she had found the part. She even made subsequent phone calls to make sure that I was fully satisfied. She took my problem and made it her own, and went to the very end to make sure that I was taken care of; even at an expense to her time. THAT is customer Service you cannot buy! Thank you Kathy for making my week! God bless you! The item was sitting at my doorstep within 24 hours as promised. And again, Kathy sent me a nice follow up email along with the UPS tracking number... my order will arrive within 24 hours again. Next day delivery. I was able to install the tray 2 roller, but could not find instructions for the tray 1 device. After another pass on the internet, I read that only genuine HP parts work and shortly after I found PrinterSupplies.com. The rollers arrived yesterday and I installed them today.

The instructions were sent separately by email and were clear and concise. Once installed, my printer now works without jamming. The only suggestion that I would make is the instructions tell you not to put the printer on its back to avoid toner spilling on sensitive mirrors. I could not get at the rollers to remove them with my fat fingers without putting the printer on its back; however, I removed ALL toner cartridges before doing this and everything worked just fine. Thanks again, PrinterSupplies.com I am truly impressed! I hadn't received an email confirmation as of the 3rd so early in the morning on the 4th I called the toll free line to inquire. This is when I discovered the quality of service I was dealing with. Kelly answered the phone. She said she had held back my order and was about to contact me. She noticed I had chosen an incorrect shipping process. Thank you Kelly. Items were express shipped and arrived in two days. The customer service rep Kathy was incredible. We will be doing business with them again very soon. Kristy S. Please tell anyone who asks there is no better source of ink, toner, small parts and other printer supplies than you and your company. You've been a valuable resource for years, and I expect that to continue for a long time to come. President Sibling Industries, Inc. Dianne, Harvard Also, please pass my thanks to your associate that really went out of her way to help me the night before. The order was placed at almost 6pm eastern and she still managed to send it out that same day. Please be sure, that you'll be the first place we go to with our future printer needs. Ilya, NY Not only did your people call me to confirm the order and verify my address, but also sent a follow up billing prior to my receiving my order. I will be ordering from your company in the near future, and hope our business relationship will flourish. The cartridge I ordered was not carried in the local stores and you saved me a lot of leg work.

I was also happy I was not bombarded with emails from you after the sale, I only received one email with the invoice. Elderly printer was happily printing away without error message any longer. Put the Submit Testimonial icon on the front page and more people will do it! I've been meaning to write this for a few days but have not had a free moment. I wanted to reach out to you and thank you for the wonderful customer service I was provided and the ease of placing the order with you. You were extremely helpful and did everything you said you would do. In a world where great customer service is no longer the norm, I always make it a point to applaud those business who still take pride in providing great customer service. Again, thanks so much and have a wonderful afternoon. Warmest Regards. Audra Harper. Harper Technologies, LLC When I have compared their prices, I have found that they always meet or beat the competition; and often carry superior lines of generic Epson inks that offer excellent printing at even greater savings. I am especially happy with Printer Supplies excellent customer service. They always ship promptly, help me to locate the best ink solution for my printing needs at the best price, and back all sales with a cheerful replacement guarantee. I have been shopping exclusively with them for several years and I heartily recommend

them to all my friends and relatives. Gary Leger, Agricultural Sciences Teacher. Robertson High School, Las Vegas, NM The customer service rep that answered identified my product and needs almost immediately. Sadly, I discovered that Printer Supplies deals primarily with Laser printers, but with that said, Kathy, the service rep continued helping me get a part number and a place to order it from. It was purely professional and kind of her to take the time to help. She is definitely an asset to Printer Supplies and I will definitely start there for all my future needs.

I was starting to think good customer service was a thing of the past. Thank you for a great start in 2019. I found PrinterSupplies.com and called Kathy. She found my parts and had them shipped to me in no time! I particularly appreciated her kindness and ability to find my parts and answer all of my questions. A similar breakdown happened on a printer today. With one call, she was able to easily take care of me again. Thanks for all of your helpo. Refreshment Services Pepsi Kathy got it shipped the same day and we got it the next morning. What a life saver! We are back in business. Thank you so much for the great service. Carol Vogt Prestige Publications Tucson AZ They have quality toners and hard to find parts for all of our printers. When you call or email you will receive a reply in minutes. Pricing, customer service, shipping and customer is number one. If you have not ever ordered from them, you are losing money. Keep up the good work!!! It is rare to receive this type of consideration for a customers need for a replacement part. My support team has installed the part and my customer is up and running days before the original, expected receipt date. I will definitely keep you in mind for future printer supplies. For the first time a customer service calls me to clarify and recommend reduction to my order which resulted in less charges. This is by all standards a true business that understands the real meaning of doing business; honesty and commitment. Please printer supplies continue doing your business hoping to see others like you soon. Nasser Shehata. ArchitectWe offer FREE email technical support to help guide you through fixing your own LaserJet printer to save you money.Our website is one of the first websites 1997 selling printer parts on the web! PrinterSupplies.com. Knight Global manuals are available in different select languages.

If you do not see the manual you are looking for, if it is not available in your language, or if you need a copy of your specific job number manual, please contact us directly. Our Sales Associates and Global Support Organization will work in unison with you and our Product and Design Specialists to take care of all your ergonomic material handling needs. Learn more opens in a new window or tab This amount is subject to change until you make payment. For additional information, see the Global Shipping Programme terms and conditions opens in a new window or tab This amount is subject to change until you make payment. For additional information, see the Global Shipping Programme terms and conditions opens in a new window or tab Delivery times may vary, especially during peak periods and will depend on when your payment clears opens in a new window or tab. Learn More opens in a new window or tab Learn More opens in a new window or tab Learn More opens in a new window or tab Learn More opens in a new window or tab Learn More opens in a new window or tab Contact the seller opens in a new window or tab and request a postage method to your location. Please enter a valid postcode. Please enter a number less than or equal to 1. You're covered by the eBay Money Back Guarantee if you receive an item that is not as described in the listing. Find out more about your rights as a buyer opens in a new window or tab and exceptions opens in a new window or tab. PLEASE INCLUDE THE AUCTION NUMBER WHEN EMAILING.you can also email us through eBay.All Rights Reserved. Breath Alcohol Monitor Instructions for Use, page 36 to 68 Breath Alcohol Monitor Instructions for Use, page 36 to 68 Das Gerat ist nur fur die beschriebene Verwendung bestimmt. Instandhaltung Das Gerat muss regelmaig Inspektionen und Wartungen durch Fachleute unterzogen werden. Instandsetzungen am Gerat nur durch Fachleute vornehmen lassen.

Wir empfehlen, einen ServiceVertrag mit Drager Safety abzuschließen und alle Instandsetzungen

durch Dräger Safety durchführen zu lassen. Bei Instandhaltung nur Original Dräger Teile verwenden. Kapitel "Instandhaltungsintervalle" auf Seite 23 beachten. Zubehör Nur das in der Bestellliste, siehe Seite 33 und Seite 34, aufgeführte Zubehör verwenden. Gefahrlose Kopplung mit elektrischen Geräten Elektrische Kopplung mit Geräten, die nicht in dieser Gebrauchsanweisung erwähnt sind, nur nach Rücksprache mit den Herstellern oder einem Sachverständigen. Kein Betrieb in explosionsgefährdeten Bereichen Das Gerät ist nicht für den Betrieb in explosionsgefährdeten Bereichen zugelassen. Sicherheitssymbole in dieser Gebrauchsanweisung In dieser Gebrauchsanweisung werden eine Reihe von Warnungen bezüglich einiger Risiken und Gefahren verwendet, die beim Einsatz des Gerätes auftreten können. Diese Signalwörter und die zugehörigen Gefahren lauten wie folgt VORSICHT Körperverletzungen oder Sachschaden können auf Grund einer potentiellen Gefahrensituation eintreten, wenn entsprechende Vorsichtsmaßnahmen nicht getroffen werden. Kann auch verwendet werden, um vor leichtfertiger Vorgehensweise zu warnen. Diese Kurzanleitung ersetzt nicht die Alcotest des Dräger Gebrauchsanweisung X X bis 7510. Seite Gebrauchsanweisung, D D D OK Alcotest 7510 M Any use of the Dräger Alcotest 7510 requires full understanding and strict observation of the Alcotest X7510. Was ist was Lieferumfang 5 1b 3 4 2a 3 Handschlaufe 4 Optional Netzteil 600 mA für Geräte mit NiMH oder Lithium-Ionen-Akkus 5 — — — Im Deckel eingelegt Gebrauchsanweisung Kurzanleitung System CD Was ist was. Ist das Kalibrierdatum abgelaufen. Gerät kalibrieren oder durch Dräger Safety bzw. Handschlaufe installieren. Das Gerät kann auf alle gängigen Messeinheiten umgestellt werden, siehe Technisches Handbuch Dräger Alcotest 7510. Ladezustand des Akkus voll Batterie bzw. OK Taste ca. 1 Sekunde gedrückt halten, bis das Startfenster erscheint.

<http://eco-region31.ru/bose-radio-cd-owner-s-manual>